

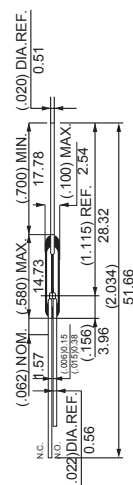
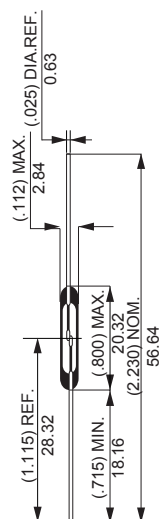
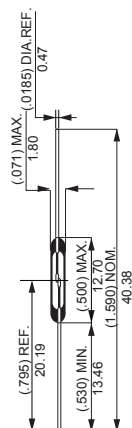
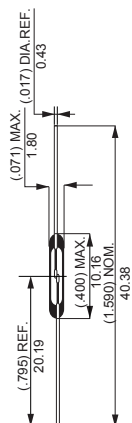
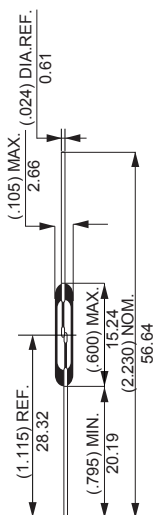
# REED SWITCHES

## HCH Reed Switches

### Specifications



File No.:E75887



HCH25

HCH211

HCH219

HCH229

HCH551

### Electrical Ratings

Contact Form		A	A	A	A	C
Contact Rating	Watt-max.	20	10	10	50	5
Voltage [V]	Switching Vdc-max.	200	200	200	265Vac rms (250Vdc)	175
	Breakdown Vdc-min.	250	250	250	750	200
Current [A]	Switching A-max.	1.0	0.5	0.5	1.0	0.25
	Carry A-max.	1.2	1.0	0.8	2.5	1.5
Resistance [Ω]	Contact, Initial Ω-max.	0.100	0.120	0.100	0.100	0.100
	Insulation Ω-min.	10 <sup>10</sup>	10 <sup>12</sup>	10 <sup>12</sup>	10 <sup>10</sup>	10 <sup>6</sup>
Capacitance Contact	pF-typ	0.4	0.2	0.3	0.2	1.0
Temperature [°C]	Operating °C	-40 ~ +125	-40 ~ +125	-40 ~ +125	-20 ~ +125	-40 ~ +125
	Storage °C	-65 ~ +125	-65 ~ +125	-65 ~ +125	-65 ~ +125	-65 ~ +125

### OPERATING CHARACTERISTICS

Operating Time	ms-max.	0.7	0.5	0.6	0.75	0.7
Release Time	ms-max.	0.2	0.1	0.2	0.3	1.0
Shock	11ms 1/2 Sine Wave G-max.	100	100	100	100	50
Vibration	50-2000 Hertz G-max.	30	30	30	30	30
Resonant Frequency	Hz-typ	6250	8500	9500	2100	11000

### MAGNETIC CHARACTERISTICS

Pull-in Range	Ampere Turns	17-38	10-25	10-25	22-43	15-30
		Miniature CD	Sub-Miniature	Sub-Miniature	Miniature HV	Miniature Changeover

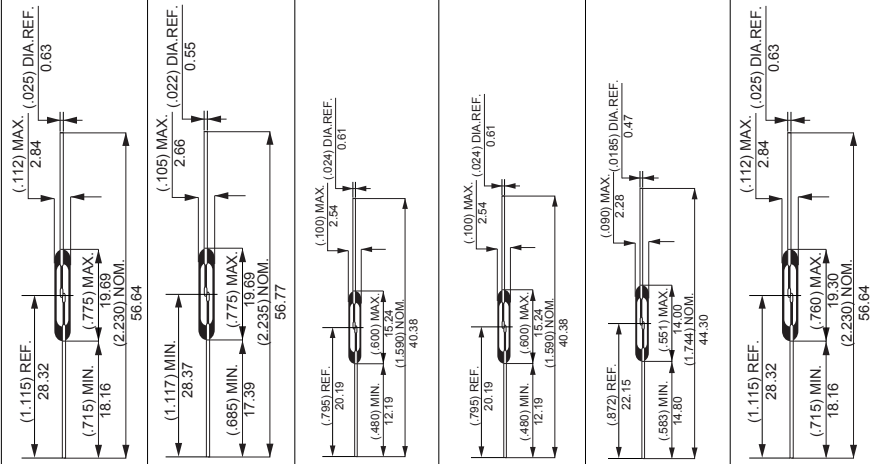
# REED SWITCHES

## HCH Reed Switches

### Specifications



File No.:E75887



HCH2210 HCH2210V HCH2212 HCH9215 HCH9216 HCH50WD

### Electrical Ratings

Contact Form		A	A	A	A	A	A	
Contact Rating	Watt-max.	50	10	20	10	10	50	
Voltage [V]	Switching	Vdc-max.	200	200	200	200	200	
	Breakdown	Vdc-min.	300	2000	250	250	250	300(400)
Current [A]	Switching	A-max.	1.5	0.5	1.0	0.5	0.5	1.0,0.7
	Carry	A-max.	3.0	1.3	1.0	1.2	1.2	3.0,2.1
Resistance [Ω]	Contact,Initial	Ω-max.	0.100	0.100	0.100	0.100	0.100	0.100
	Insulation	Ω-min.	10 <sup>10</sup>	10 <sup>12</sup>	10 <sup>12</sup>	10 <sup>10</sup>	10 <sup>10</sup>	10 <sup>10</sup>
Capacitance Contact	pF-typ	0.2	0.2	0.4	0.2	0.2	0.2	
Temperature [°C]	Operating	°C	-40 ~ +125	-75 ~ +125	-40 ~ +125	-40 ~ +125	-40 ~ +125	-40 ~ +125
	Storage	°C	-65 ~ +125	-75 ~ +125	-65 ~ +125	-65 ~ +125	-65 ~ +125	-65 ~ +125

### OPERATING CHARACTERISTICS

Operating Time	ms-max.	0.75	0.75	0.6	0.6	0.6	
Release Time	ms-max.	0.3	0.3	0.2	0.2	0.2	
Shock	11ms 1/2 Sine Wave	G-max.	100	100	100	100	100
Vibration	50-2000 Hertz	G-max.	30	30	30	30	30
Resonant Frequency	Hz-typ		2100	3200	6250	3900	5200

### MAGNETIC CHARACTERISTICS

Pull-in Range	Ampere Turns	22-43	17-38	17-38	12-38	10-30	
		Miniature Power	Miniature HV	Sub-Miniature	Sub-Miniature	Sub-Miniature	