



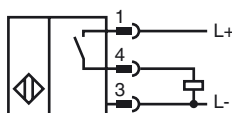
Model Number

NBB10-30GM50-E2-V1

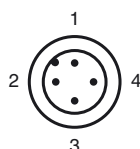
Features

- 10 mm embeddable
- Extended temperature range

Connection



Pinout



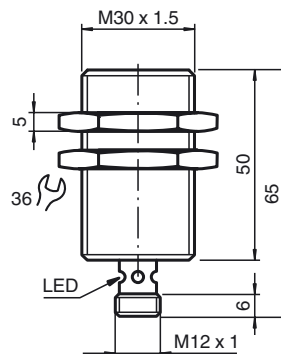
Wire colors in accordance with EN 60947-5-2

1	BN	(brown)
2	WH	(white)
3	BU	(blue)
4	BK	(black)

Accessories

- BF 30**
Mounting flange, 30 mm
- EXG-30**
Quick mounting bracket with dead stop
- V1-G**
4-pin, M12 female field-attachable connector
- V1-W**
4-pin, M12 female field-attachable connector
- V1-G-2M-PUR**
Cable socket, M12, 4-pin, PUR cable
- V1-W-2M-PUR**
Cable socket, M12, 4-pin, PUR cable

Dimensions



Technical Data

General specifications		
Switching element function	PNP	NO
Rated operating distance	s_n	10 mm
Installation		embeddable
Output polarity		DC
Assured operating distance	s_a	0 ... 8.1 mm (-25 ... 70 °C (-13 ... 158 °F)) 0 ... 7.6 mm (-40 ... -25 °C (-40 ... -13 °F))
Reduction factor r_{Al}		0.3
Reduction factor r_{Cu}		0.3
Reduction factor r_{304}		0.8
Nominal ratings		
Operating voltage	U_B	10 ... 30 V
Switching frequency	f	0 ... 200 Hz
Hysteresis	H	typ. 5%
Reverse polarity protected		reverse polarity protected
Short-circuit protection		pulsing
Voltage drop	U_d	≤ 3 V
Operating current	I_L	0 ... 200 mA
Off-state current	I_r	0 ... 0.5 mA typ. 0.1 μ A at 25 °C
No-load supply current	I_0	≤ 20 mA
Indication of the switching state		Multihole-LED, yellow
Functional safety related parameters		
MTTF _d		1740 a
Mission Time (T _M)		20 a
Diagnostic Coverage (DC)		0 %
Ambient conditions		
Ambient temperature		-40 ... 70 °C (-40 ... 158 °F)
Mechanical specifications		
Connection type		Device connector M12 x 1 , 4-pin
Housing material		brass, nickel-plated
Sensing face		PBT
Protection degree		IP67
Compliance with standards and directives		
Standard conformity		
Standards		EN 60947-5-2:2007 IEC 60947-5-2:2007
Approvals and certificates		
UL approval		cULus Listed, General Purpose
CSA approval		cCSAus Listed, General Purpose
CCC approval		Products with a maximum operating voltage of ≤ 36 V do not bear a CCC marking because they do not require approval.

Release date: 2011-07-14 10:57 Date of issue: 2012-02-03 084199_eng.xml