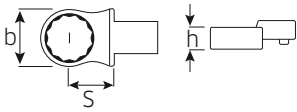


732/40 Ring insert tools

AS-drive



Code	mm	mm	b mm	h mm	S mm	Δg
58 22 40 13	13	14x18	22.5	11	25	130
58 22 40 14	14	14x18	23	11	25	123
58 22 40 15	15	14x18	24	11	25	128
58 22 40 16	16	14x18	25.5	12	25	133
58 22 40 17	17	14x18	27	12	25	135
58 22 40 18	18	14x18	29	13	25	134
58 22 40 19	19	14x18	30.5	13	25	138
58 22 40 21	21	14x18	33	15	25	144
58 22 40 22	22	14x18	34.5	15	25	145
58 22 40 24	24	14x18	37.5	15	25	153
58 22 40 27	27	14x18	42.5	17	25	162
58 22 40 28	28	14x18	45.5	19	25	175
58 22 40 30	30	14x18	46	19	25	182
58 22 40 32	32	14x18	47.5	19	25	181
58 22 40 34	34	14x18	52	19	28*	210
58 22 40 36	36	14x18	54	19	28*	203
58 22 40 41	41	14x18	60	20	30*	240

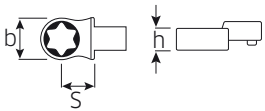
* Caution! Modified settings on torque wrench (refer to note on page 189).

732a/40 Ring insert tools

AS-drive

Code	"	mm	b mm	h mm	S mm	Δg
58 62 40 32	1/2	14x18	22.5	11	25	122
58 62 40 34	9/16	14x18	23	11	25	122
58 62 40 36	5/8	14x18	25.5	12	25	134
58 62 40 38	11/16	14x18	29	13	25	132
58 62 40 40	3/4	14x18	30.5	13	25	138
58 62 40 42	13/16	14x18	33	15	25	142
58 62 40 44	7/8	14x18	34.5	15	25	147
58 62 40 46	15/16	14x18	37.5	15	25	151
58 62 40 48	1	14x18	41	17	25	160

732TX/40 TORX® insert tools



Code	size	mm	b mm	h mm	S mm	Δg
58 29 40 14	E14	14x18	22.5	11	25	130
58 29 40 18	E18	14x18	24	11	25	135
58 29 40 20	E20	14x18	29	13	25	150
58 29 40 24	E24	14x18	30.5	13	25	150

7370/40-1 Adaptor

for using shell tools with an internal square drive of 24.5 x 28 mm on torque wrenches with an internal square drive of 14 x 18 mm. Caution! Modified settings on torque wrench (refer to note on p. 189).



Code	mm	mm	L mm	Δg
58 29 00 41	14x18	24,5x28	66	251

736/40 BIT holder insert tool

Internal hex drive with a collar-thrust spring. Bits are easy to insert, lock securely in position and can be removed just as easily; even hex bits with a wide groove (Type E, DIN 3126/ISO 1173).



Code	inside	"	mm	b mm	h mm	S mm	Δg
58 26 10 40	D 8	5/16	14x18	16	12.5	25	114

inside ○ DIN 3126/ISO 1173

737/40 Blank end insert tool

gunmetal finish. To prevent damage from excessive temperatures, the locking pin, spring and washer are not fitted until the welding work has been completed. Instructions are supplied.

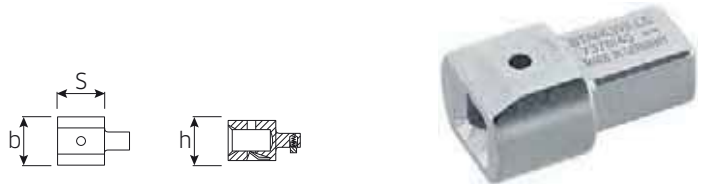


Code	Welding surface	mm	H mm	L mm	Δg	
58 27 00 40	h x b mm	11 x 25	14x18	21.5	12	98

7370/40 Adaptor



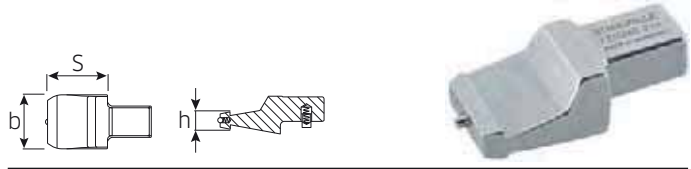
for using insert tools with an outer square drive of 9 x 12 mm on torque wrenches with an internal square drive of 14 x 18 mm. Caution! Modified settings on torque wrench (refer to note on p. 189).



Code	mm	mm	b mm	h mm	S mm	Δg
58 29 00 40	14x18	9x12	28	21	21.5	115

7370/40-2 Adaptor

for use with insert tools with a lateral dovetail profile in torque wrenches with 14 x 18 mm internal square drives. Caution! Modified settings on torque wrench (refer to note on p. 189).



Code	mm	b mm	h mm	S mm	Δg
58 29 00 42	14x18	31.5	9.5	34.6	138

1821 Tool holder

with tool carrier to receive insert/shell tools (without torque function).



Code	mm	L mm	Δg
18 21 00 01	14x18	575	720