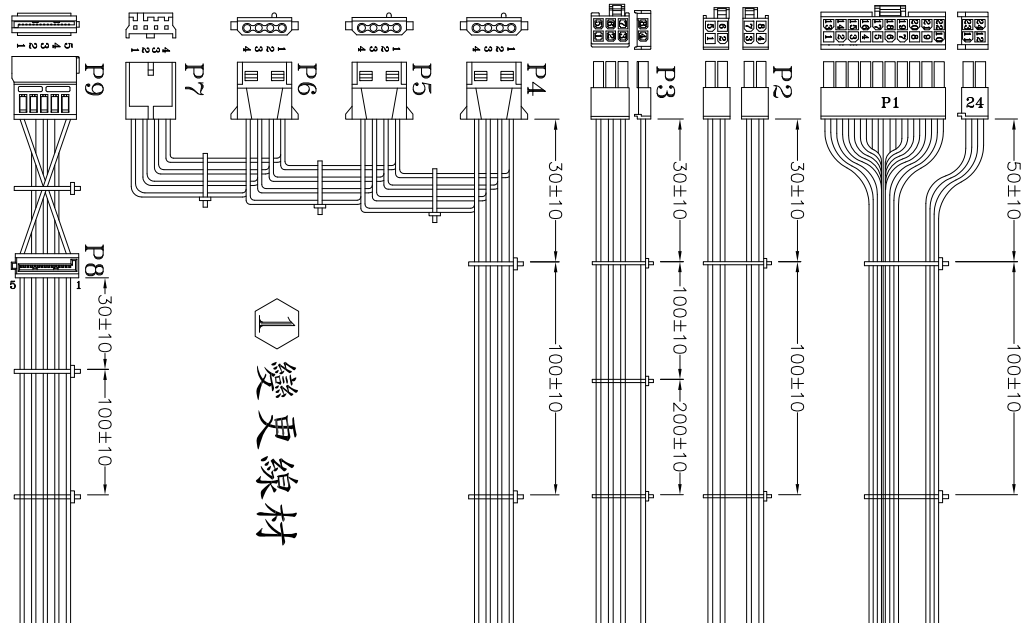


MECHANICAL DRAWING

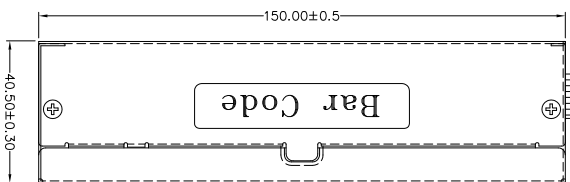


OAD16055268

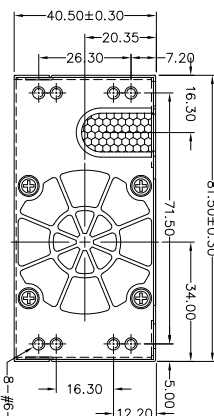
FSP400-60FGGBA(F66631)



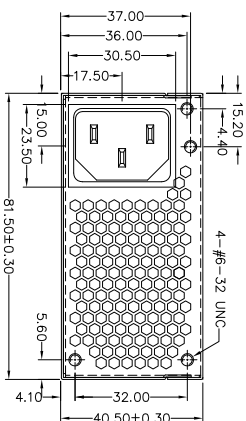
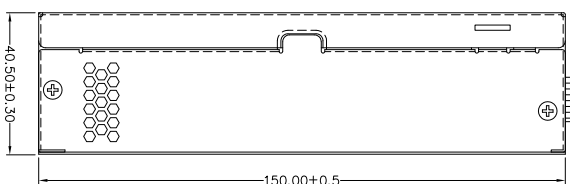
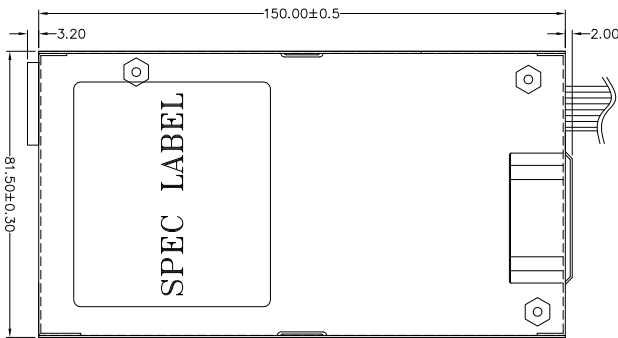
1 變更線材



AIR FLOW



AIR FLOW



| REF. ID. | PIN NO. | SIGNAL | WIRE COLOR | GUAGE | CONNECTOR TYPE | CABLE LENGTH |
|----------|---------|-------------|------------|-------|----------------------|--------------|
| P1 / 24 | 1 | +3.3VDC | ORANGE | 20 | WST | 360±15mm |
| | 2 | +3.3VDC | ORANGE | 20 | P20-142008K11D+ | |
| | 3 | COM | BLACK | 20 | P20-142008K11D | |
| | 4 | +5VDC | RED | 20 | 142008K11D or EQUIV. | |
| | 5 | COM | BLACK | 20 | | |
| | 6 | +5VDC | RED | 20 | | |
| | 7 | COM | BLACK | 20 | | |
| | 8 | PN-OK | GRAY | 22 | | |
| | 9 | +5VSB | PURPLE | 22 | | |
| | 10 | +12V2 | YELLOW | 20 | | |
| | 11 | +12V2 | YELLOW | 20 | | |
| | 12 | +3.3VDC | ORANGE | 20 | | |
| | 13 | +3.3VDC | ORANGE | 22 | | |
| | 14 | +3.3V sense | BROWN | 22 | | |
| | 15 | COM | BLACK | 22 | | |
| | 16 | PS-ON | GREEN | 22 | | |
| | 17 | COM | BLACK | 20 | | |
| | 18 | COM | BLACK | 20 | | |
| | 19 | COM | BLACK | 20 | | |
| P2 | 20 | COM | BLACK | 20 | | |
| | 21 | +5VDC | RED | 20 | | |
| | 22 | +5VDC | RED | 20 | | |
| | 23 | +5VDC | RED | 20 | | |
| | 24 | COM | BLACK | 20 | | |
| | 1 | COM | BLACK | 20 | WST | |
| | 2 | COM | BLACK | 20 | P4-2008K3B+ | |
| | 3 | COM | BLACK | 20 | P4-2008K3B+ | |
| | 4 | COM | BLACK | 20 | P4-2008K3B+ | |
| | 5 | COM | BLACK | 20 | P4-2008K3B+ | |
| P3 | 6 | +12V1 | YEL/BLACK | 20 | | |
| | 7 | +12V1 | YEL/BLACK | 20 | | |
| | 8 | +12V2 | YELLOW | 20 | | |
| | 1 | +12V2 | YELLOW | 20 | WST | |
| | 2 | +12V2 | YELLOW | 20 | Pe-142002 | |
| | 3 | +12V2 | YELLOW | 20 | K21B-B or EQUIV. | |
| | 4 | COM | BLACK | 20 | (Black) | |
| | 5 | COM | BLACK | 20 | | |
| P4 | 6 | COM | BLACK | 20 | | |
| | 7 | COM | BLACK | 20 | | |
| | 1 | +12V1 | YEL/BLACK | 20 | AMP | |
| | 2 | COM | BLACK | 20 | 1-480424-0 | |
| P5 | 3 | COM | BLACK | 20 | 1-480424-0 | |
| | 4 | +5V | RED | 20 | or EQUIV. | |
| | 1 | +12V1 | YEL/BLACK | 20 | AMP | |
| | 2 | COM | BLACK | 20 | 1-480424-0 | |
| P6 | 3 | COM | BLACK | 20 | AMP | |
| | 4 | +5V | RED | 20 | 171822-4 | |
| | 1 | +3.3VDC | ORANGE | 20 | MOLEX | |
| | 2 | COM | BLACK | 20 | SD-67926 | |
| P8 | 3 | +5V | RED | 20 | SD-67926 | |
| | 4 | COM | BLACK | 20 | -0311 | |
| | 5 | +12V2 | YELLOW | 20 | or EQUIV. | |
| | 1 | +3.3VDC | ORANGE | 20 | MOLEX | |
| | 2 | COM | BLACK | 20 | SD-67582 | |
| P9 | 3 | +5V | RED | 20 | -001 | |
| | 4 | COM | BLACK | 20 | or EQUIV. | |
| | 5 | +12V2 | YELLOW | 20 | | |
| | 1 | +3.3VDC | ORANGE | 20 | | |
| | 2 | COM | BLACK | 20 | | |

P/N.:9PA400BC11

NOTE:

1. ALL THE LENGTH OF OUTPUT WIRES EXCLUDE HOUSING.

UNIT:mm

| | | | | | | | |
|-----------------------|------------------------|--------|------|--------|-------------|------|----|
| MODEL NO.: | FSP400-60FGGBA(F66631) | TITLE: | ASSY | SHEET: | 1 OF 1 | REV: | 01 |
| R&D(2) | PE | DRAWN | 黄淑芳 | DATE | OCT.21.2016 | | |
| INTERIOR COUNTERSIGN: | | | | | | | |