

XECRO[®]

INDICATORS

MULTI-LED INDICATORS
MULTI-LED ANZEIGEN



Multi-LED Indicators Multi-LED Anzeigen

Housing Gehäuse

18
22
46

Direct accessible colors Direkt erreichbare Farben

RGB Red-Green-Blue
Rot-Grün-Blau
RGY Red-Green-Yellow
Rot-Grün-Gelb

Symbol / Symbol

see the following page
siehe folgende Seite

MLS 22 S - RGB - N8 #1

Prefix / Präfix

See prefix codes
Siehe präfix codes

Mounting / Montage

S Standard
Standard
N Rised
Freistehend

For MLS18 ONLY
NUR für MLS18

Anschluss / Connection

N8 Connector M8
Stecker M8
3N8 300 mm PVC, Connector M8
300 mm PVC, Stecker M8
3N12 300 mm PVC, Connector M12
300mm PVC, Stecker M12
S60 PVC single strands, 60 cm
PVC Einzellitzen 60 cm
S200 PVC single strands, 200 cm
PVC Einzellitzen 200 cm
N2P PVC-Cable, 2m
PVC-Leitung, 2m
TB5 Terminal strip
Klemmenleiste

Prefix

MLS Multi-LED, Standard
MLP Multi-LED, Protector
MLF Multi-LED, Flush mount
MLH Multi-LED, Hygienic

Präfix

MLS Multi-LED, Standard
MLP Multi-LED, Protector
MLF Multi-LED, bündiger Einbau
MLH Multi-LED, Hygienisch

Multi-LED's by XECRO have three independently controllable LED channels. Thus, they can represent various operating conditions with just a single device.

- Ready
- Warning
- Error

Up to 7 different colors result in a combination of inputs.

The use of high-power-LED's ensures a long service life and maintenance-free operation. Stainless steel housings enable the use in almost all situations. The variant 'Hygienic' is particularly suitable for areas where strict hygiene regulations must be observed, due to the choice of materials as well as the special housing design.

All housings for installation in $\varnothing 22.5$ mm mounting holes are also available for multi-LED's. Furthermore, variants are available in the M18x1 model style, which, for example, enables the local indicator to be integrated directly into machines and thereby allows a vibration-resistant, long-lasting local light indication in an easy way.

Multi-LED's von XECRO verfügen über 3 voneinander unabhängig ansteuerbare LED-Kanäle. Damit lassen sich verschiedene Betriebszustände mit nur einem Gerät darstellen.

- Bereit
- Warnung
- Störung

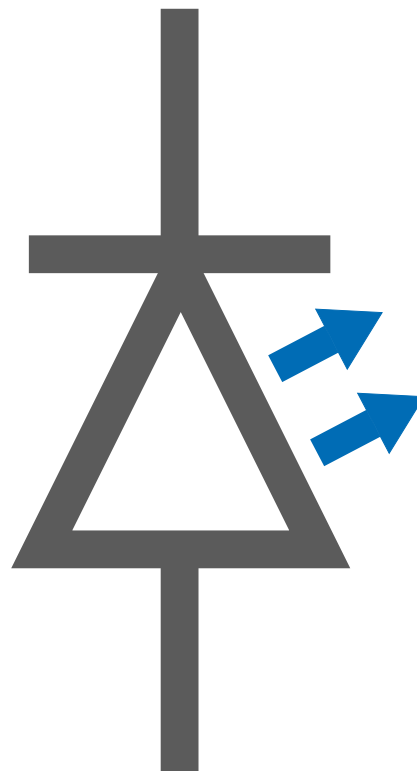
Durch eine Kombination der Eingänge ergeben sich bis zu 7 verschiedene Farben.

Die Verwendung von Hochleistungs-LED's stellt eine lange Lebensdauer und einen wartungsfreien Betrieb sicher. Edelstahlgehäuse ermöglichen den Einsatz in nahezu allen Situationen. Die Variante 'Hygienisch' ist durch die Materialauswahl, sowie die spezielle Gehäusekonstruktion besonders für Bereiche geeignet, in denen strenge Hygienevorschriften einzuhalten sind.

Alle Gehäuse für den Einbau in $\varnothing 22.5$ mm Montagebohrungen stehen auch für Multi-LED's zur Verfügung. Des Weiteren sind Varianten in der Bauform M18x1 erhältlich, um beispielsweise Anzeigen direkt in Vorrichtungen zu integrieren und so auf einfache Weise eine vibrationsfeste, langlebige Vor-Ort-Anzeige zu ermöglichen.

◆ Features | Eigenschaften

- Extreme Lifespan
Extreme Lebensdauer
- No Moving Parts
Keine bewegten Teile
- One Device - 7 colors selectable
Ein Gerät - 7 Farben wählbar
- Each LED can be driven independently
Jede LED kann unabhängig angesteuert werden
- 100% Water- and Oil-Tight - IP67
100% Wasser- und Öldicht - IP67
- Vandalism Proof Design - up to IK10
Vandalismusgeschütztes Design - bis zu IK10
- Shock Resistant - Completely Sealed
Erschütterungsfest - vollständig vergossen
- Fits into Standard $\varnothing 22.5$ mm Mounting Holes
Passt in Standard $\varnothing 22.5$ mm Montagelöcher



Technical Details Technische Daten

EN

Estimated Lifespan	50.000 hours
Operating Voltage (Vcc)	15... 30 Vdc
Reverse Polarity Protection	built-in
Current Consumption	< 35 mA @ 30 Vdc
Indicator Type	High Efficiency LED
Wave Length, Red	624 nm
Wave Length, Green	525 nm
Wave Length, Blue	470 nm
Wave Length, Yellow	590 nm
Operating Temperature	-40... 50 °C
Ingress Protection Class (Front)	IP 69k
Ingress Protection Class (Back)	IP 67
Mechanical Protection Class (Front)	Ø22: IK 10 Ø46: IK 09
Sensing Face Material	Polycarbonate
Housing Material	Stainless Steel '1.4305'
Frontcap Material	Stainless Steel '1.4305' (Hygienic '1.4571')

DE

Erwartete Lebensdauer	50.000 Stunden
Betriebsspannung (Vcc)	15... 30 Vdc
Verpolungsschutz	integriert
Eigenstromaufnahme	< 35 mA @ 30 Vdc
Anzeigetyp	Hocheffizienz-LED
Wellenlänge, Rot	624 nm
Wellenlänge, Grün	525 nm
Wellenlänge, Blau	470 nm
Wellenlänge, Gelb	590 nm
Betriebstemperatur	-40... 50 °C
IP Schutzklasse (Frontseite)	IP 69k
IP Schutzklasse (Rückseite)	IP 67
IK Schutzklasse (Frontseite)	Ø22: IK 10 Ø46: IK 09
Material Sensorfläche	Polykarbonat
Material Gehäuse	Edelstahl '1.4305'
Material Frontkappe	Edelstahl '1.4305' (Hygienisch '1.4571')

Multi-LED Indicators | Multi-LED Anzeigen

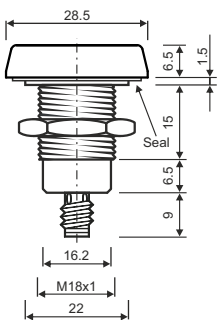
Product Details + Drawings | Produktdetails + Zeichnungen

Color Wiring - Standard (RGB) Farbbeschaltung - Standard (RGB)

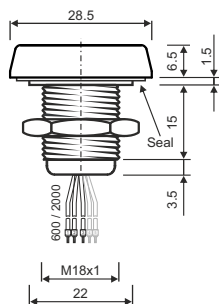


Detail Drawings - Standard Detailzeichnungen - Standard

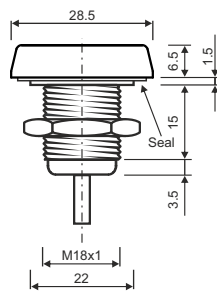
Connector M8 | Stecker M8



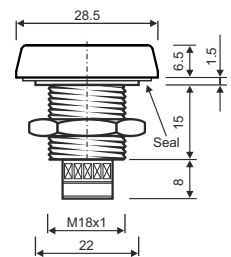
Strands | Litzen



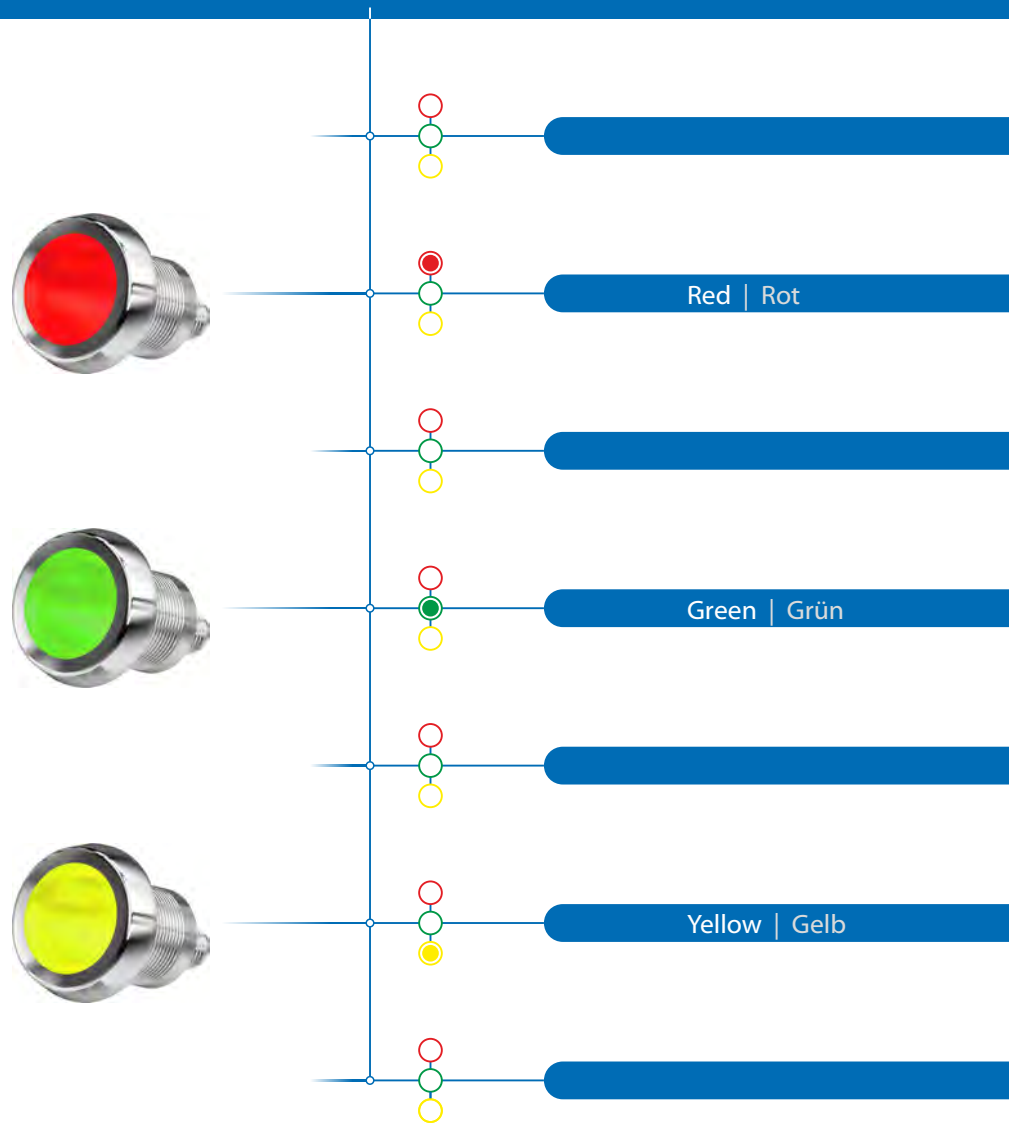
Cable | Kabel



Terminal | Klemmen

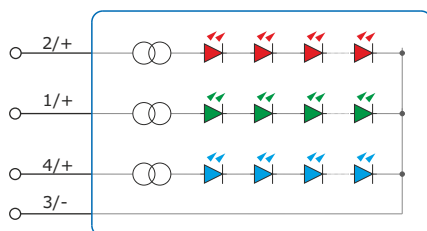


Color Wiring - Standard (RGY) Farbbeschaltung - Standard (RGY)

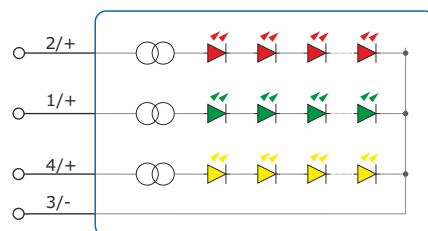


Circuit Diagram Schaltbild

Red - Green - Blue | Rot - Grün - Blau



Red - Green - Yellow | Rot - Grün - Gelb



Multi-LED Indicators | Multi-LED Anzeigen

Product Details + Drawings | Produktdetails + Zeichnungen

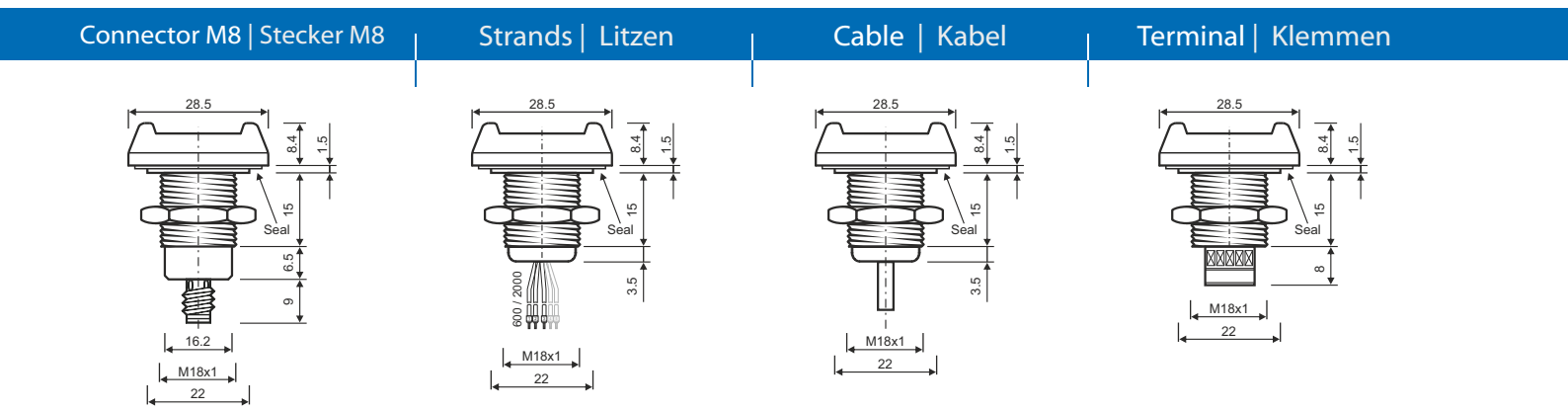
Color Wiring - Protector (RGB)

Farbbeschaltung - Schutzring (RGB)

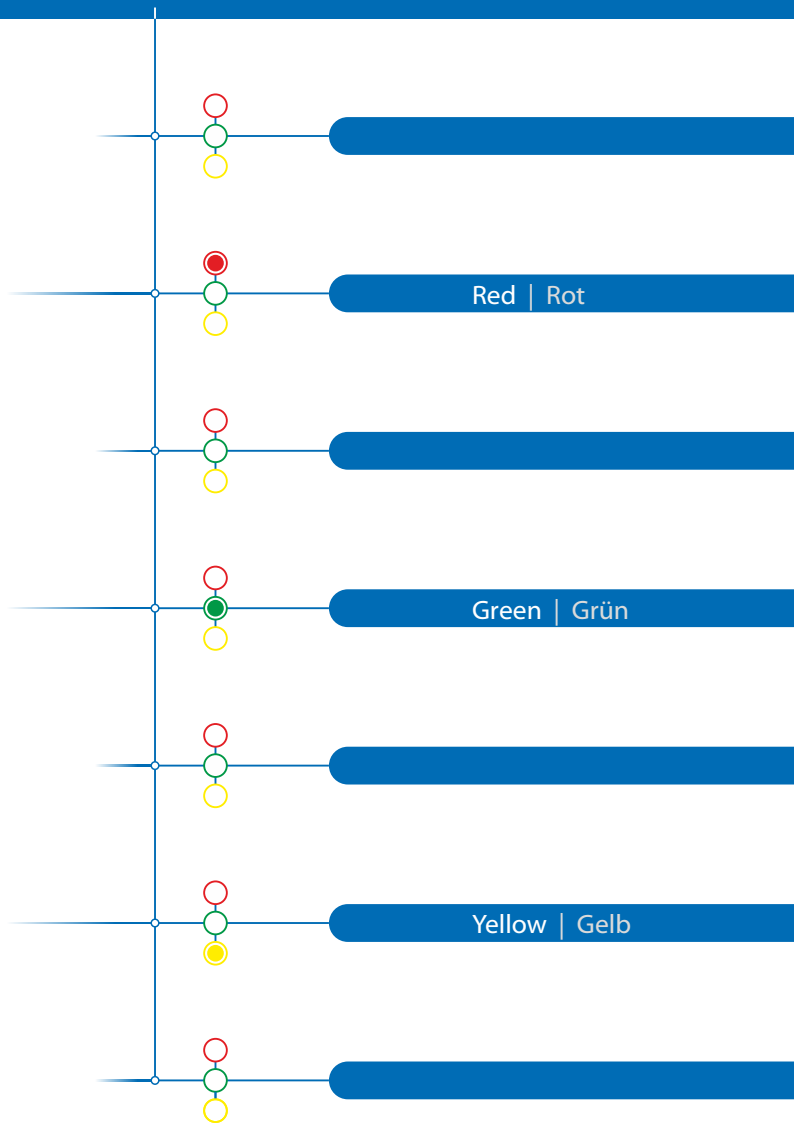


Detail Drawings - Protector

Detailzeichnungen - Protector

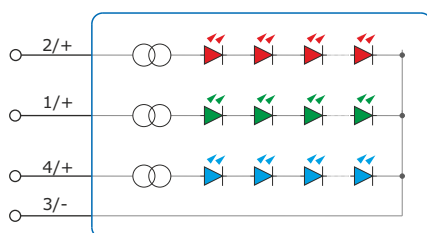


Color Wiring - Protector (RGY) Farbbeschtaltung - Schutzring (RGY)

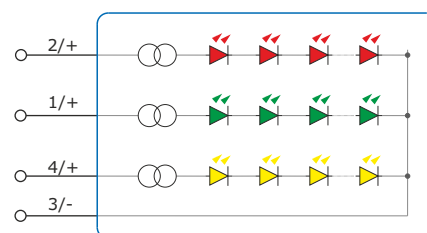


Circuit Diagram Schaltbild

Red - Green - Blue | Rot - Grün - Blau



Red - Green - Yellow | Rot - Grün - Gelb



Multi-LED Indicators | Multi-LED Anzeigen

Product Details + Drawings | Produktdetails + Zeichnungen

Color Wiring - Flush Mounting (RGB)

Farbbeschaltung - Bündiger Einbau (RGB)

Red Rot			
Green Grün			
Blue Blau			
Yellow Gelb			
Purple Violett			
Light Blue Hellblau			
White Weiß			

Detail Drawings - Flush Mounting

Detailzeichnungen - Bündiger Einbau

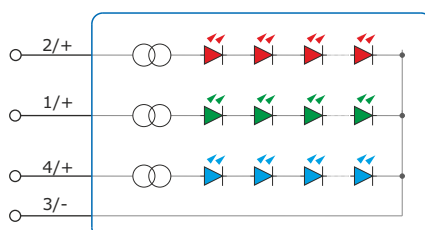
Connector M8 Stecker M8	Strands Litzen	Cable Kabel	Terminal Klemmen

Color Wiring - Flush Mounting (RGY) Farbbeschaltung - Bündiger Einbau (RGY)

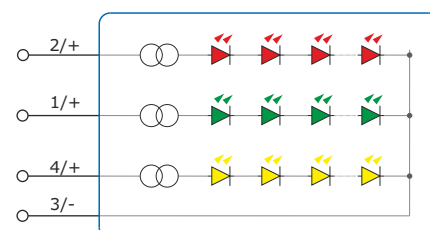


Circuit Diagram Schaltbild

Red - Green - Blue | Rot - Grün - Blau



Red - Green - Yellow | Rot - Grün - Gelb



Multi-LED Indicators | Multi-LED Anzeigen

Product Details + Drawings | Produktdetails + Zeichnungen

Color Wiring - Hygienic (RGB)

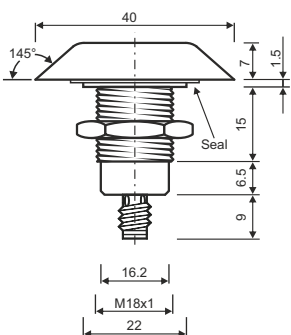
Farbbeschaltung - Hygienisch (RGB)



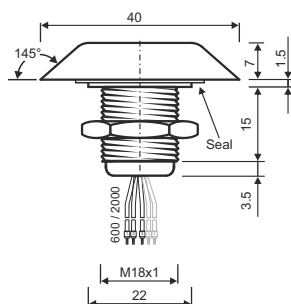
Detail Drawings - Hygienic

Detailzeichnungen - Hygienisch

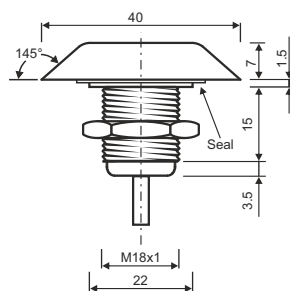
Connector M8 | Stecker M8



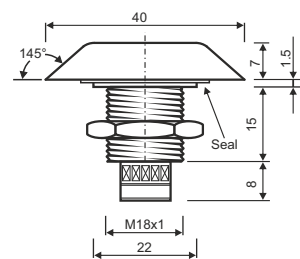
Strands | Litzen



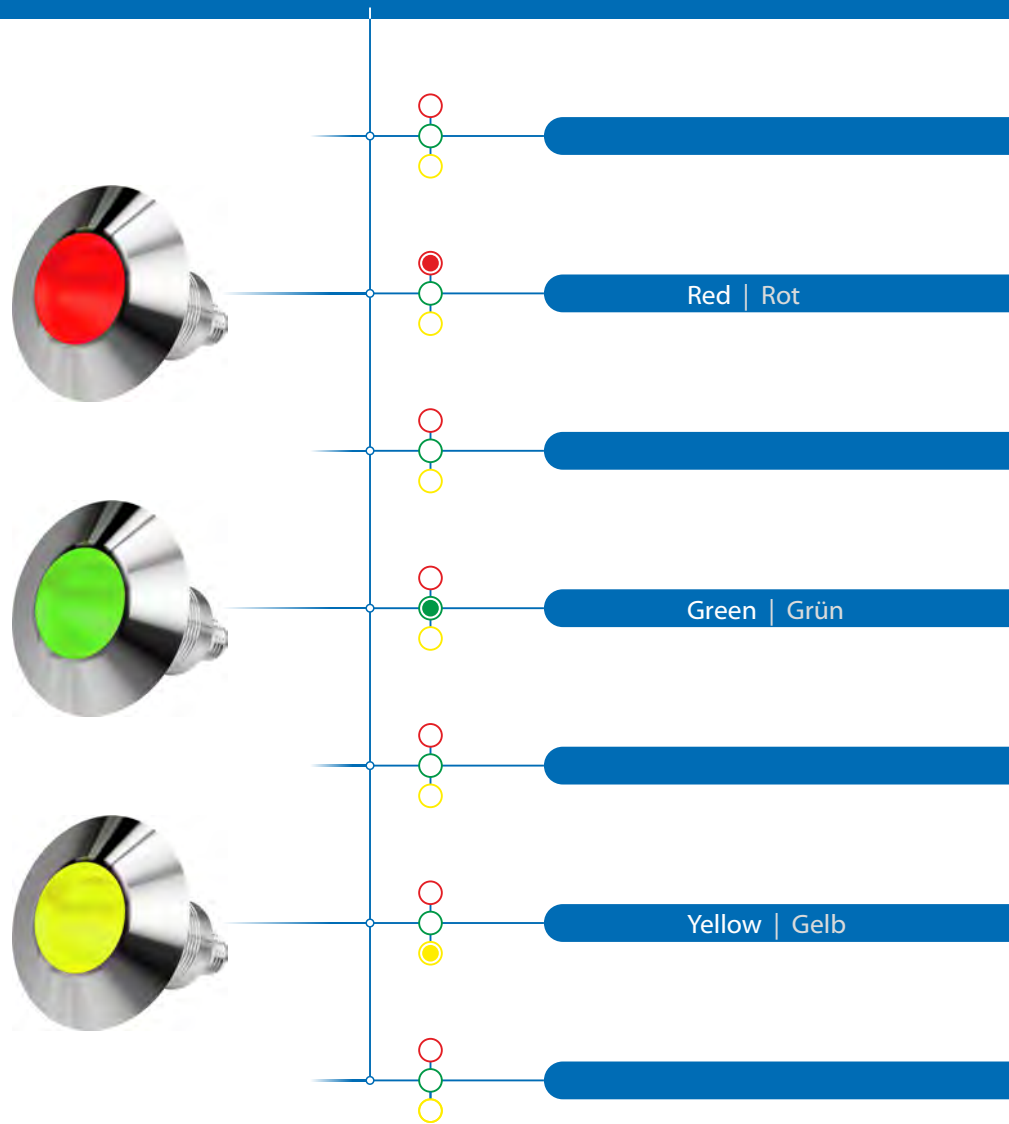
Cable | Kabel



Terminal | Klemmen

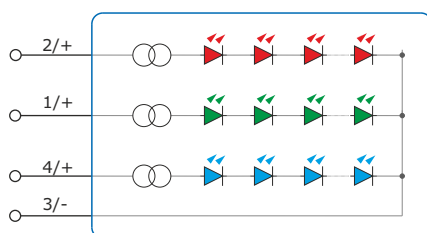


Color Wiring - Hygienic (RGY) Farbbeschtaltung - Hygienisch (RGY)

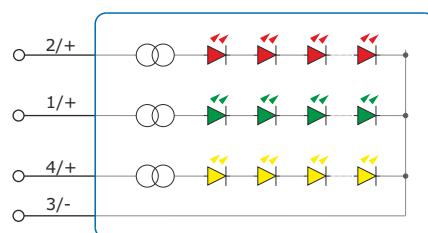


Circuit Diagram Schaltbild

Red - Green - Blue | Rot - Grün - Blau



Red - Green - Yellow | Rot - Grün - Gelb

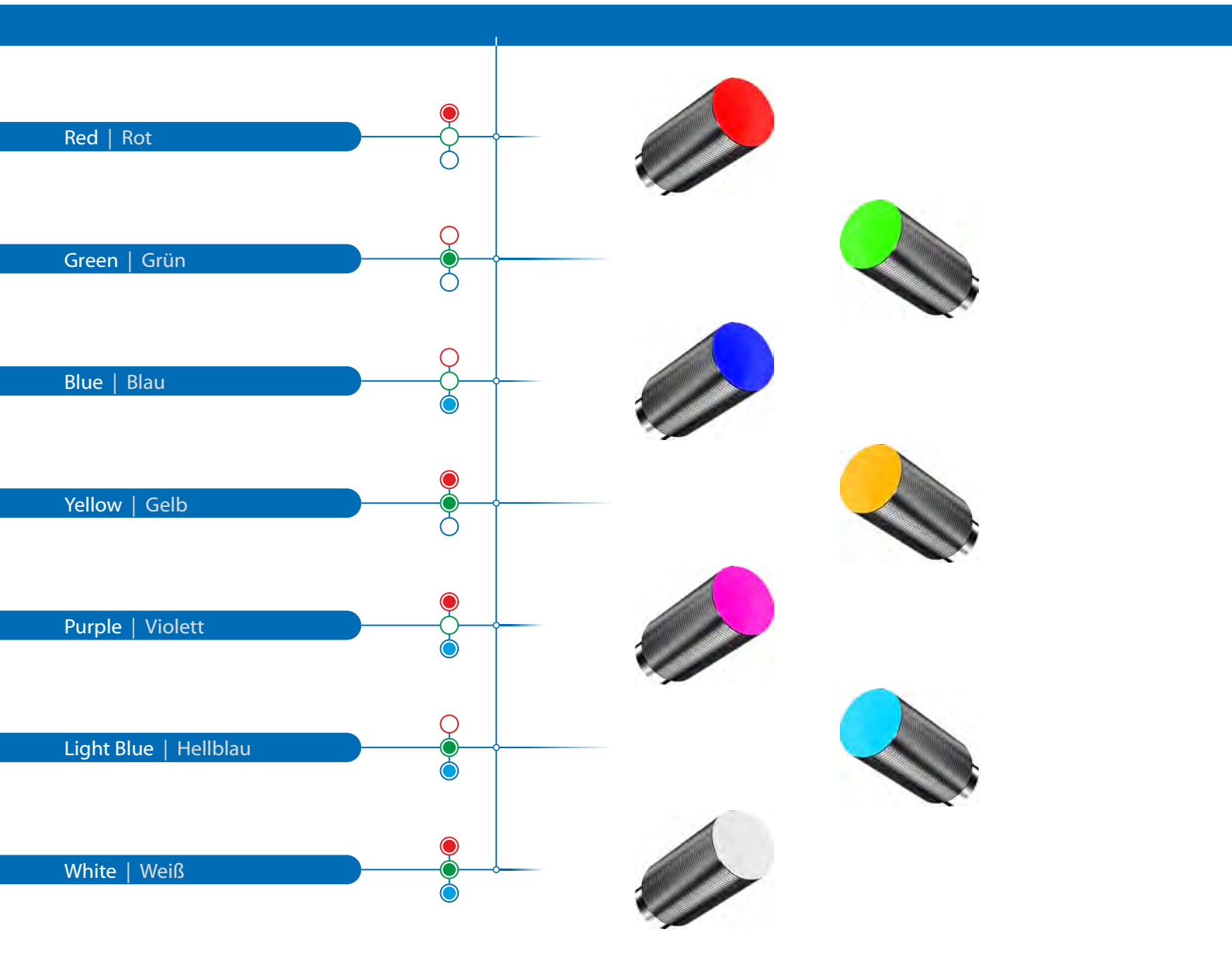


Multi-LED Indicators | Multi-LED Anzeigen

Product Details + Drawings | Produktdetails + Zeichnungen

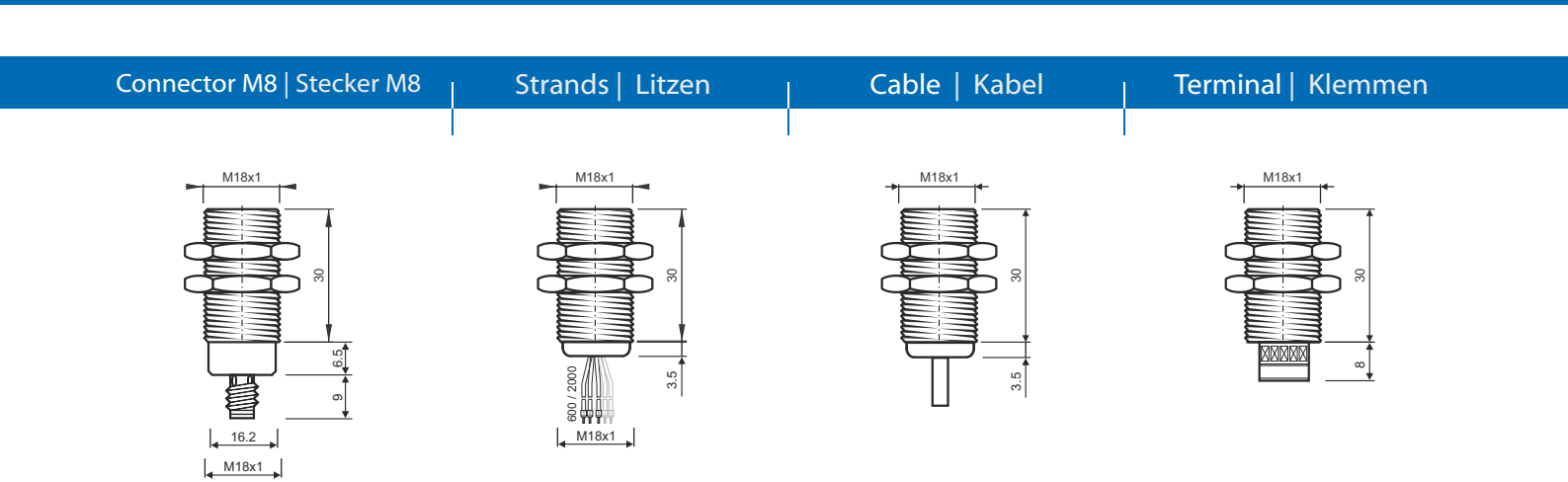
Color Wiring - M18 Standard (RGB)

Farbbeschaltung - M18 Standard (RGB)

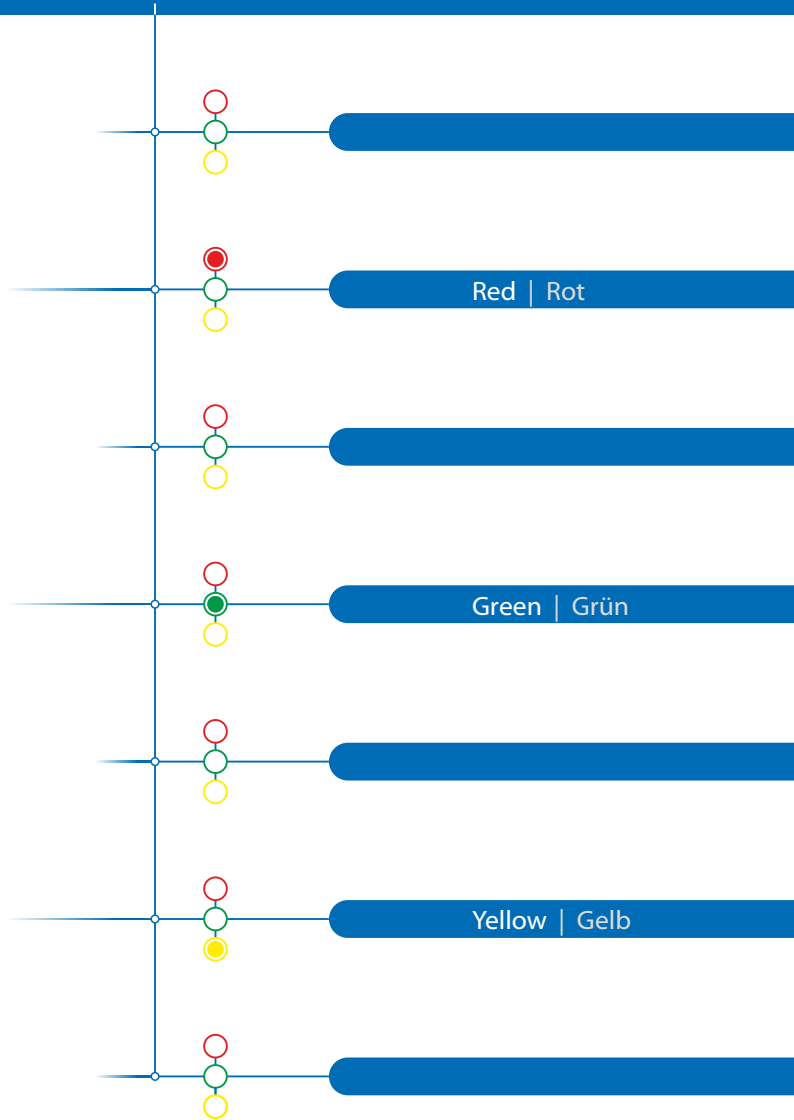


Detail Drawings - M18 Standard

Detailzeichnungen - M18 Standard



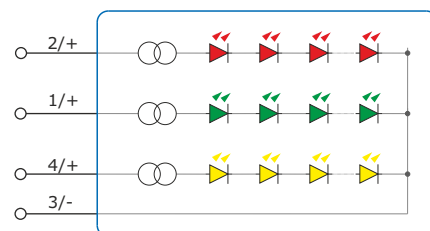
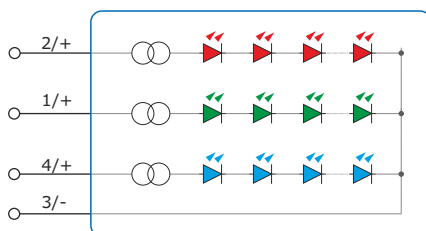
Color Wiring - M18 Rised (RGY)
Farbbeschaltung - M18 Freistehend (RGY)



Circuit Diagram
Schaltbild

Red - Green - Blue | Rot - Grün - Blau

Red - Green - Yellow | Rot - Grün - Gelb

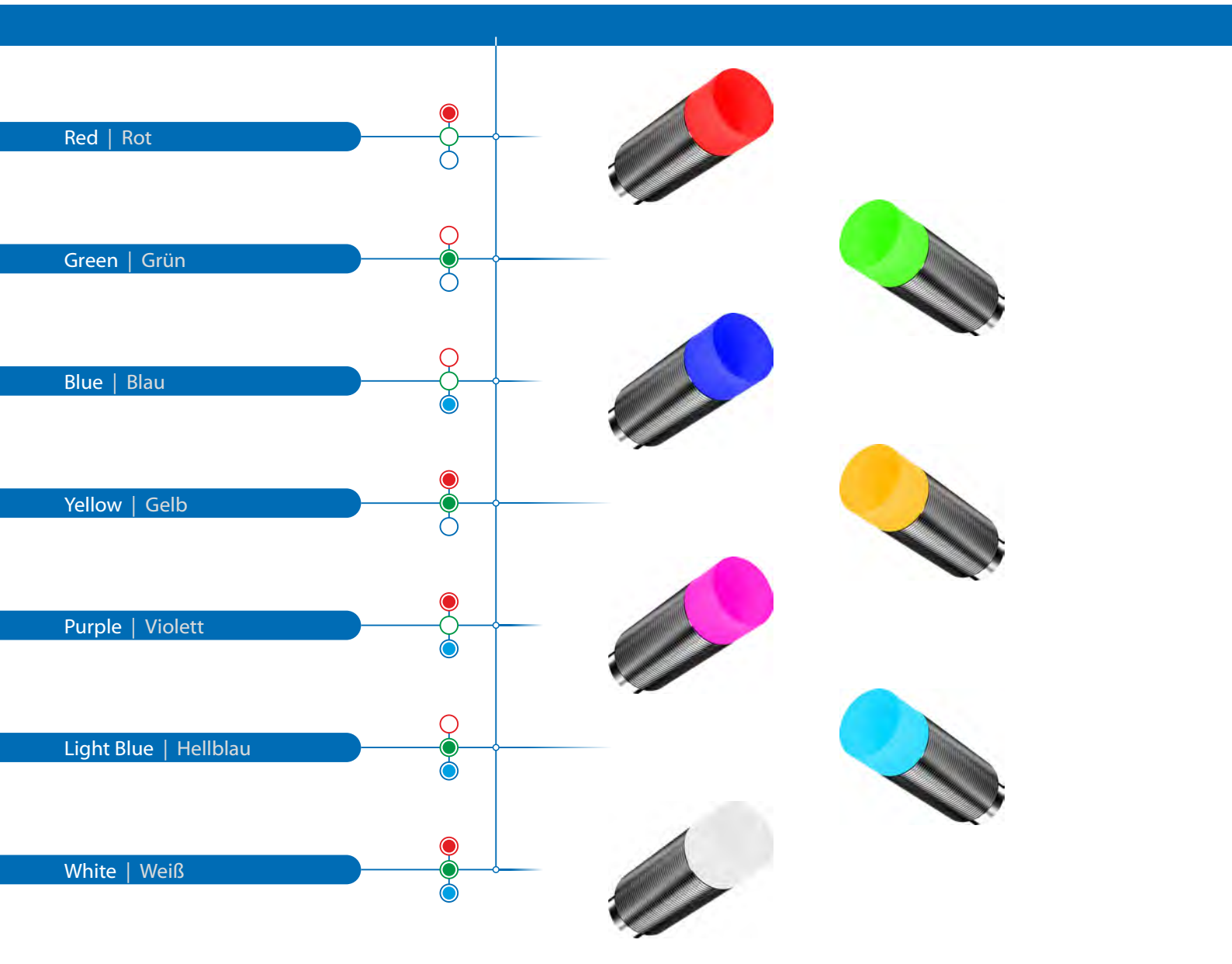


Multi-LED Indicators | Multi-LED Anzeigen

Product Details + Drawings | Produktdetails + Zeichnungen

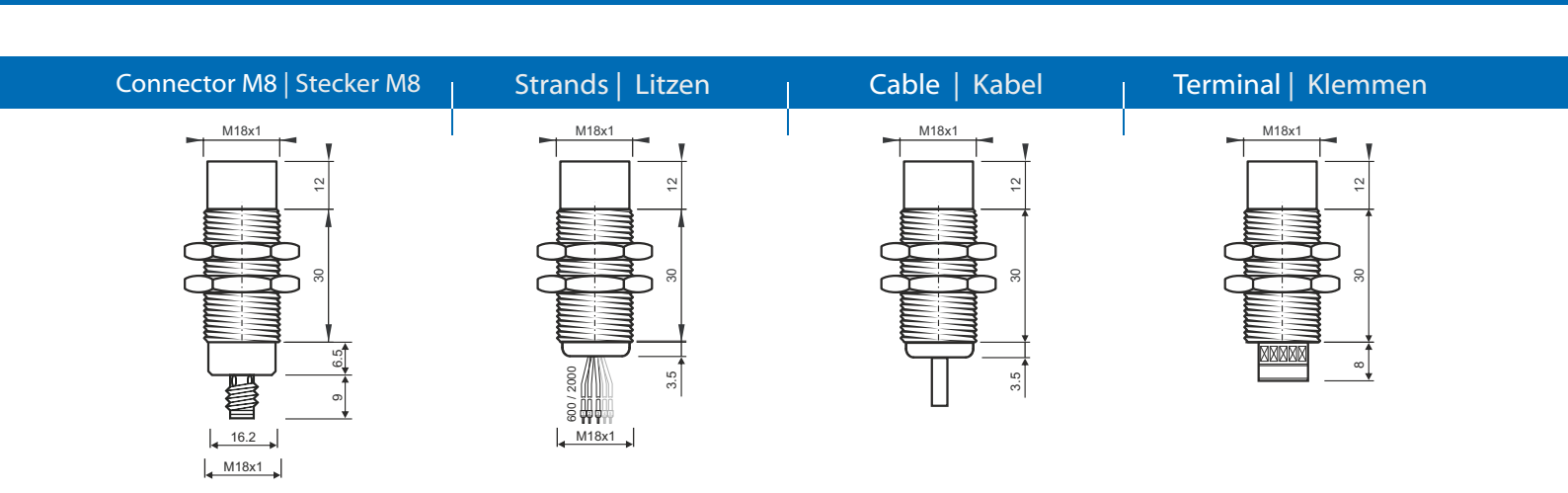
Color Wiring - M18 Rised (RGB)

Farbbeschaltung - M18 Freistehend (RGB)

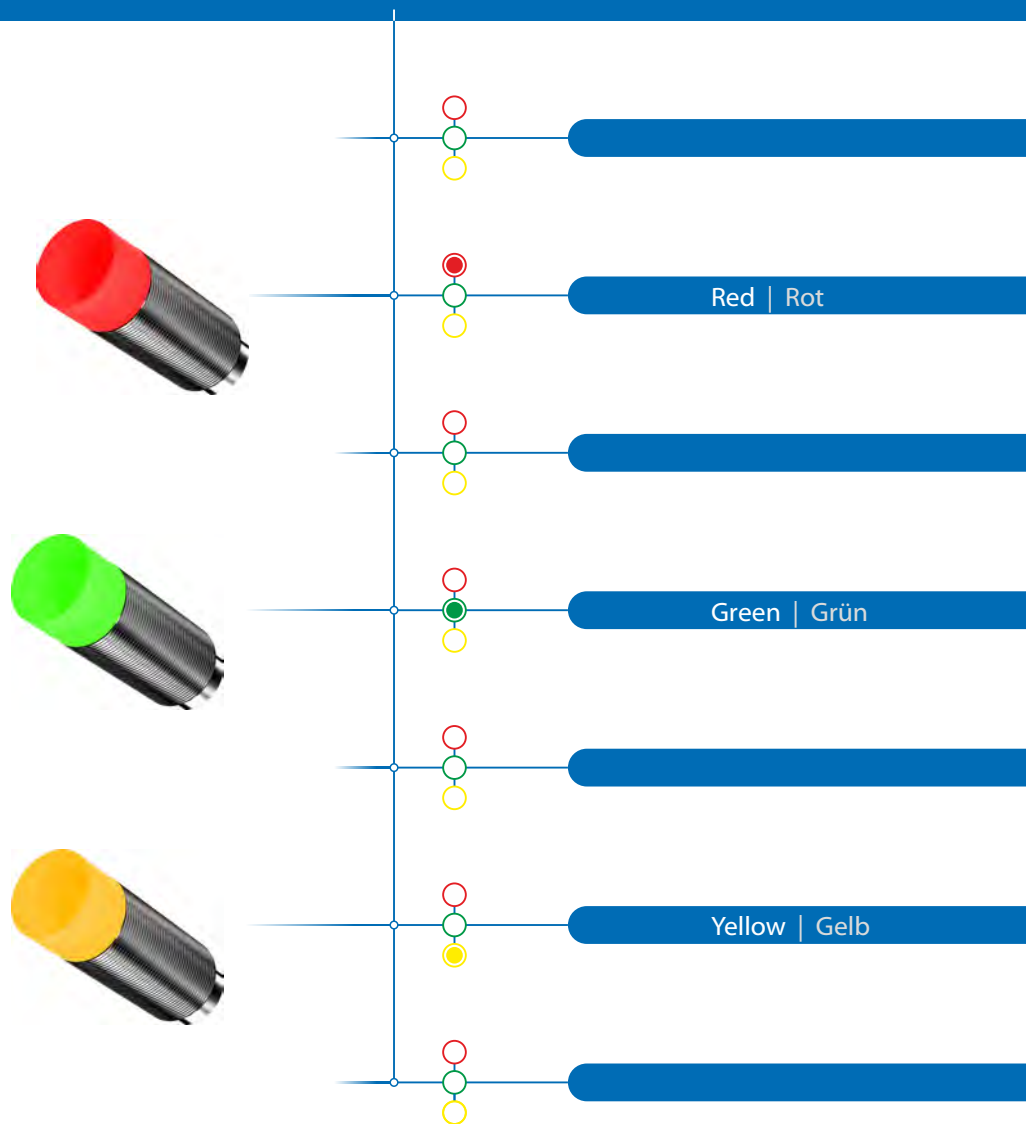


Detail Drawings - M18 Rised

Detailzeichnungen - M18 Freistehend



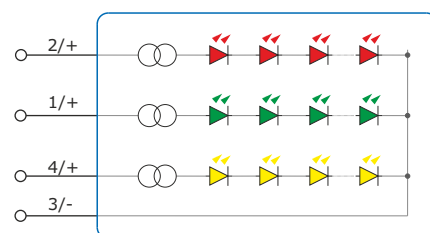
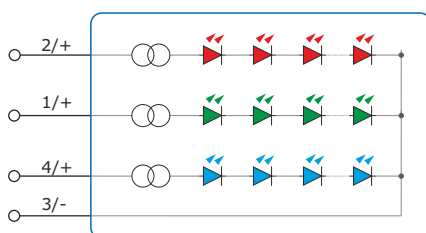
Color Wiring - M18 Rised (RGY)
Farbbeschtaltung - M18 Freistehend (RGY)



Circuit Diagram
Schaltbild

Red - Green - Blue | Rot - Grün - Blau

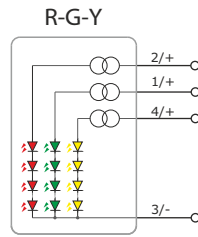
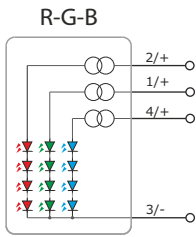
Red - Green - Yellow | Rot - Grün - Gelb



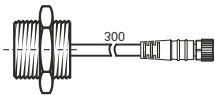
Multi-LED Indicators - Order Numbers

Multi-LED Anzeigen - Bestellnummern

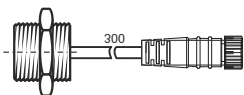
RGB | RGY



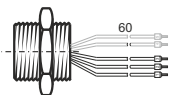
A8



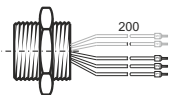
3P8



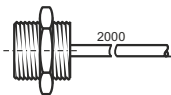
3P12



S60



S200



N2P



Terminal

Red - Green - Blue
Rot - Grün - Blau

Red - Green - Yellow
Rot - Grün - Gelb

Red - Green - Blue
Rot - Grün - Blau

Red - Green - Yellow
Rot - Grün - Gelb

Red - Green - Blue
Rot - Grün - Blau

Red - Green - Yellow
Rot - Grün - Gelb

Red - Green - Blue
Rot - Grün - Blau

Red - Green - Yellow
Rot - Grün - Gelb

Red - Green - Blue
Rot - Grün - Blau

Red - Green - Yellow
Rot - Grün - Gelb

Red - Green - Blue
Rot - Grün - Blau

Red - Green - Yellow
Rot - Grün - Gelb

Red - Green - Blue
Rot - Grün - Blau

Red - Green - Yellow
Rot - Grün - Gelb



Color shown by example
Gezeigte Farbe nur beispielhaft

MLS22-RGB-N8

MLS22-RGY-N8

MLS22-RGB-3P8

MLS22-RGY-3P8

MLS22-RGB-3P12

MLS22-RGY-3P12

MLS22-RGB-S60

MLS22-RGY-S60

MLS22-RGB-S200

MLS22-RGY-S200

MLS22-RGB-N2P

MLS22-RGY-N2P

MLS22-RGB-TB5

MLS22-RGY-TB5



Color shown by example
Gezeigte Farbe nur beispielhaft

MLP22-RGB-N8

MLP22-RGY-N8

MLP22-RGB-3P8

MLP22-RGY-3P8

MLP22-RGB-3P12

MLP22-RGY-3P12

MLP22-RGB-S60

MLP22-RGY-S60

MLP22-RGB-S200

MLP22-RGY-S200

MLP22-RGB-N2P

MLP22-RGY-N2P

MLP22-RGB-TB5

MLP22-RGY-TB5



Color shown by example
Gezeigte Farbe nur beispielhaft

MLF22-RGB-N8

MLF22-RGY-N8

MLF22-RGB-3P8

MLF22-RGY-3P8

MLF22-RGB-3P12

MLF22-RGY-3P12

MLF22-RGB-S60

MLF22-RGY-S60

MLF22-RGB-S200

MLF22-RGY-S200

MLF22-RGB-N2P

MLF22-RGY-N2P

MLF22-RGB-TB5

MLF22-RGY-TB5

MULTI COLOR





Color shown by example
Gezeigte Farbe nur beispielhaft

MLH22-RGB-N8

MLH22-RGY-N8

MLH22-RGB-3P8

MLH22-RGY-3P8

MLH22-RGB-3P12

MLH22-RGY-3P12

MLH22-RGB-S60

MLH22-RGY--S60

MLH22-RGB-S200

MLH22-RGY--S200

MLH22-RGB-N2P

MLH22-RGY--N2P

MLH22-RGB-TB5

MLH22-RGY--TB5

M18



Color shown by example
Gezeigte Farbe nur beispielhaft

MLS18S-RGB-N8

MLS18S-RGY-N8

MLS18S-RGB-3P8

MLS18S-RGY-3P8

MLS18S-RGB-3P12

MLS18S-RGY-3P12

MLS18S-RGB-S60

MLS18S-RGY--S60

MLS18S-RGB-S200

MLS18S-RGY--S200

MLS18S-RGB-N2P

MLS18S-RGY--N2P

MLS18S-RGB-TB5

MLS18S-RGY--TB5

M18



Color shown by example
Gezeigte Farbe nur beispielhaft

MLS18N-RGB-N8

MLS18N-RGY-N8

MLS18N-RGB-3P8

MLS18N-RGY-3P8

MLS18N-RGB-3P12

MLS18N-RGY-3P12

MLS18N-RGB-S60

MLS18N-RGY--S60

MLS18N-RGB-S200

MLS18N-RGY--S200

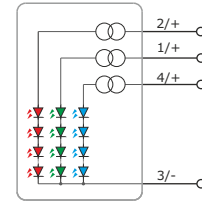
MLS18N-RGB-N2P

MLS18N-RGY--N2P

MLS18N-RGB-TB5

MLS18S-RGY--TB5

R-G-B



Red - Green - Blue
Rot - Grün - Blau

Red - Green - Yellow
Rot - Grün - Gelb

Red - Green - Blue
Rot - Grün - Blau

Red - Green - Yellow
Rot - Grün - Gelb

Red - Green - Blue
Rot - Grün - Blau

Red - Green - Yellow
Rot - Grün - Gelb

Red - Green - Blue
Rot - Grün - Blau

Red - Green - Yellow
Rot - Grün - Gelb

Red - Green - Blue
Rot - Grün - Blau

Red - Green - Yellow
Rot - Grün - Gelb

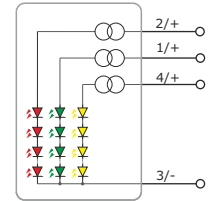
Red - Green - Blue
Rot - Grün - Blau

Red - Green - Yellow
Rot - Grün - Gelb

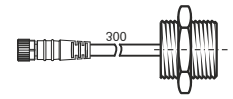
Red - Green - Blue
Rot - Grün - Blau

Red - Green - Yellow
Rot - Grün - Gelb

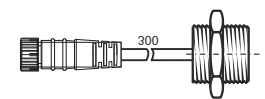
R-G-Y



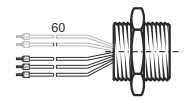
A8



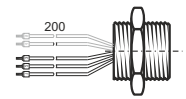
3P8



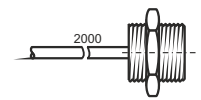
3P12



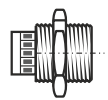
S60



S200



N2P



Terminal

Multi-LEDs *can* have additional symbols to point out their importance even more - see page 17
Zur Verdeutlichung ihrer Bedeutung, *können* Multi-LEDs Symbole erhalten - siehe Seite 17

MLx22-xxx-xxx #6